



FTTC₂₀₂₃

FIRE TRUCK TRAINING CONFERENCE

DRIVING TO BE A MASTER MECHANIC

**OCTOBER 1 – 6, 2023
LANSING CENTER | LANSING, MI**

TRAINING BOOKLET



FTTC: LEARN THE INNER WORKINGS OF FIRE APPARATUS.

What is FTTC?

As the **industry's leading EVT. testing and certification organization**, our sole purpose is to equip your toolbox with the knowledge and resources to keep trucks in service and responding to communities around the world.

- 4-days of training with 3 educational tracks and over 45 classes
- 2 opportunities to become EVT Certified
- Learn the latest technology and techniques in repairing fire trucks
- Comprehensive educational sessions delivered by industry experts
- Strengthen your reputation and customer assurance
- Network with others and share insights to solve problems and work more efficiently

Conference Registration

- **\$850 Early Registration:** May 9 – June 30
- **\$950 General Registration:** July 1 – August 11
- **\$1,150 Late Registration:** August 12 – September 8

We take great pride in educating each and every one of you on the Vocational products and its components. Our pride coupled with your desire to understand the importance of peak performance of your apparatus has brought us to our 27th anniversary!

DRESS CODE

Dress code is comfortable and casual for the classroom.

Exhibitor Reception

Supplier partner exhibits will be featured during a new Exhibitor Event in Hall C from 5:00 to 8:00pm on Tuesday, October 3rd, 2023. Individuals will also be available during meals and breaks for additional networking and conversation.

OCTOBER 1-6, 2023

Lansing Center

333 E Michigan Ave, Lansing, MI 48933

Week at a glance:

SUNDAY, OCTOBER 1 st , 2023	
10:00 a.m. - 5:30 p.m.	EVT Test & Event Registration
12:00 p.m. - 4:00 p.m.	EVT Testing (no breaks)
5:30 p.m. - 6:00 p.m.	National Anthem (US & Canada) Welcome Dinner Keynote Speaker
MONDAY, OCTOBER 2 nd , 2023	
7-8:00 a.m.	Event Registration Breakfast
8:00 a.m.	Classes
12:00 p.m.	Lunch
5:30 p.m.	Awards Dinner
6:00 p.m.	Keynote Speaker Goals of a Technician
TUESDAY, OCTOBER 3 rd , 2023	
7-8:00 a.m.	Breakfast
8:00 a.m.	Classes
12:00 p.m.	Lunch
5:00 p.m. - 8:00 p.m.	Exhibitor Reception
WEDNESDAY, OCTOBER 4 th , 2023	
7-8:00 a.m.	Breakfast
8:00 a.m.	Classes
12:00 p.m.	Lunch
5:00 p.m. - 8:30 p.m.	Spartan Chassis Plant Tour with BBQ Dinner at Factory (Buses leave Lansing CTR @ 5pm sharp)
THURSDAY, OCTOBER 5 th , 2023	
7-8:00 a.m.	Breakfast
8:30 a.m.	Classes
12:00 p.m.	Lunch
FRIDAY, OCTOBER 6 th , 2023	
7-8:30 a.m.	EVT Test Registration Breakfast
8:30 a.m. - 12:30 p.m.	EVT Testing

* Please note that Wednesday's dinner will take place off-site.

* Agenda subject to change.

CONFERENCE REGISTRATION - LANSING CENTER

10:00 a.m. to 5:30 p.m. on Sunday, October 1st, and

7:00 a.m. to 8:00 a.m. on Monday, October 2nd in Hall A.

Hotel & Transportation Information

All rooms must be booked directly with the hotel of your choice Saturday, September 30th through Friday, October 6th, 2023. You'll find a comprehensive list of lodging with special rates and a convenient map to help you decide the best hotel to fit your needs.

BOOK YOUR HOTEL >> www.lansing.org/fttc

PARKING INFORMATION

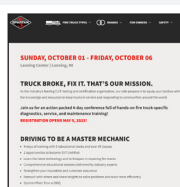
If you drive to the conference, you have the option of city ramp parking at the hotel (please contact the Radisson hotel for current rates) or in the city parking lots at \$15 per day. There will also be some parking below the Lansing Center for \$10 per day. All rates are subject to change. All hotels in Delta Township offer free parking.

REGISTER TODAY!

SCAN THE
CODE & REGISTER!



OR VISIT THE WEBSITE
SPARTANER.COM/FTTC2023



Questions?

For questions regarding class selection, please contact the following:

Wade Nichols, REV Fire Group Trainer
517.588.4700 ext. 6004
wade.nichols@revfiregroup.com

John Merrifield, REV Fire Group Trainer
517.588.4700 ext. 6067
john.merrifield@revfiregroup.com

For questions regarding Exhibitor Reception or registration issues, please contact:

Ashlei Timmermans, Sr. Director of Marketing
605.582.4013
FTTC@revfiregroup.com

EVT Test Registration & Prep

FTTC attendees planning to take EVT Certification tests on Sunday, October 1st, and/or Friday, October 6th MUST PRE-REGISTER with the EVT Association.

Attendees will have two opportunities to take EVT exams:

- Sunday, October 1st and Friday, October 6th
- Maximum of two regular exams, six re-certification exams or a combo of one regular and three re-certifications may be taken (Re-certification exams are for technicians whose certification is expiring).
- Mail, fax, or complete online the Exam Registration Form to the EVT Certification Commission.
 - **Submit by September 9th for the Sunday exam**
 - **Submit by September 14th for the Friday exam**

Study materials are not furnished.

TEST REGISTRATION INFORMATION

The EVT. test is an additional separate registration and cost and is not included in the price of the event.

To register for the tests:

- Pre-register online through the EVT Certification Commission at <http://www.evtcc.org>
- Or download and complete the EVT Examination Registration Form, include payment, and mail or fax to the EVT Certification Commission.

EVT TEST REGISTRATION



WWW.EVTCC.ORG

No walk-in registrations allowed. Your registration must be received at the EVT office at least 21 days prior to the scheduled exam date. Confirmation of exam registration will be mailed to you within a week after it is received by the EVT office.

TEST PREP & STUDY GUIDES

Preparation is very important to the successful completion of the EVT exams. To prepare for the exam, review the learning objectives and study the references listed, which can be downloaded by going to www.evtcc.org, then clicking the "Exams and Preparation" link.

CLASS DESCRIPTIONS

We are pleased to include the following educational classes, many of which are hands-on, during the 2023 Fire Truck Training Conference. Classes are broken down into three different levels, making it easier for participants to select the class most suitable for their educational desire. Please consider these levels when making class selections:

- **EVT | Level I**
Designed for individuals such as the Operator, Engineer or Equipment Officers that want to learn basic operation and maintenance at an introductory level.
- **EVT | Level II**
Designed for the Maintenance Technicians or people at the service repair level. Some classes are hands-on.
- **Master EVT | Level III**
Designed for the Heavy Repair Technicians who are interested in receiving hands-on, in-depth, technical training.
- **EVT Test Objective Review**
Designed for the Heavy Repair Technicians who are interested in receiving hands-on, in-depth, technical training.
- **Component Classes**
Supplier lead and designed to focus and trouble shoot specific apparatus components.

EVT REVIEW COURSE STUDY GUIDES

IMPORTANT: Beginning in June of 2023 the following will replace NFPA 1911 as reference material for this exam.

It is highly recommended students have online access to or a printed copy of the NEW NFPA 1910 Standards book prior to attending class to successfully prepare for the exams.

PURCHASE NFPA 1900

WWW.NFPA.ORG

EVT TEST LEARNING OBJECTIVES

EVTCC.ORG/EXAMPREP

EVT TEST STUDY GUIDES

F1 INSPECTION, MAINTENANCE & TESTING OF FIRE APPARATUS

NFPA 1910: Standard for the Inspection, Maintenance, Refurbishment, Testing and Retirement of In-Service Emergency Vehicles and Marine Firefighting Vessels (NFPA 1911 Chapters) 2024 edition.

F2 DESIGN AND PERFORMANCE STANDARDS OF FIRE APPARATUS

NFPA 1900: Standard for Aircraft Rescue and Firefighting Vehicles, Automotive Fire Apparatus, Wildland Fire Apparatus, and Automotive Ambulances (NFPA 1901 CHAPTERS) 2024 edition.

F3 FIRE PUMPS AND ACCESSORIES

Beginning in June of 2023 the new NFPA 1900 standard will replace NFPA 1901, and the new NFPA 1910 standard will replace NFPA 1911 as reference material for this exam.

F4 FIRE APPARATUS ELECTRICAL SYSTEMS

NFPA 1910: Standard for the Inspection, Maintenance, Refurbishment, Testing and Retirement of In-Service Emergency Vehicles and Marine Firefighting Vessels (NFPA 1911 Chapters) 2024 edition.

F5 AERIAL FIRE APPARATUS

Beginning in June of 2023 the new NFPA 1900 standard will replace NFPA 1901, and the new NFPA 1910 standard will replace NFPA 1911 as reference material for this exam.

F6 ALLISON AUTOMATIC TRANSMISSIONS

NFPA 1910: Standard for the Inspection, Maintenance, Refurbishment, Testing and Retirement of In-Service Emergency Vehicles and Marine Firefighting Vessels (NFPA 1911 Chapters) 2024 edition.

FA4 ADVANCED ELECTRICAL SYSTEMS

It is highly recommended students have online access to or a printed copy of both the NFPA 1900 standard and NFPA 1910 Standard prior to attending class to successfully prepare for the FA4 exam.

F7 FOAM SYSTEMS

It is highly recommended students have online access to or a printed copy of both the NFPA 1900 standard and NFPA 1910 Standard prior to attending class to successfully prepare for the F7 exam.

F8 HYDRAULIC SYSTEMS

E-0 MAINTENANCE, INSPECTION, AND TESTING OF AMBULANCES

NFPA 1910: Standard for the Inspection, Maintenance, Refurbishment, Testing and Retirement of In-Service Emergency Vehicles and Marine Firefighting Vessels (NFPA 1911 Chapters) 2024 edition

E-1 DESIGN & PERFORMANCE STANDARDS OF AMBULANCES

NFPA 1900: Standard for Aircraft Rescue and Firefighting Vehicles, Automotive Fire Apparatus, Wildland Fire Apparatus, and Automotive ambulances (NFPA 1917 Chapters) 2024 edition.

EVT | LEVEL I

● AIR BRAKE SYSTEMS FOR EVT'S

Embark on an exciting journey into the world of fire truck air brake systems with our immersive "Air Brake Systems for EVT's" course. Students will explore the crucial principles, components, maintenance and troubleshooting techniques related to air brake systems on these formidable vehicles. Through hands-on exercises, technicians will engage with a fully functioning air system simulator as they master the skills needed to inspect, service, and troubleshoot real-world air brake issues. Upon completion of this course, students will not only possess a solid foundation in fire truck air brake systems, but they will also acquire valuable skills that will improve their efficiency in the maintenance and repair of complex vehicles.

Presented by (Spartan Fire), 4 hours, offered 4 times, limited to 15 students per session.

● HEAVY TRUCK FOUNDATION BRAKING SYSTEMS

Immerse yourself in the fascinating world of heavy truck foundation braking systems with this engaging, hands-on course, brought to you by Meritor's industry-leading training experts. In this learning experience, students will delve into the mechanics and technology behind Meritor's innovative braking solutions while acquiring valuable skills, practical knowledge, and sought-after expertise. Through interactive exercises and real-world applications, you will gain insights into the essential components, principles, and best practices for maintaining and troubleshooting these vital systems. Upon completion, you will be prepared to excel professionally, adeptly diagnosing, and addressing braking system concerns, ensuring the safety and performance of heavy trucks on the road. Do not miss this opportunity to enhance your skill set with the know-how that drives success – enroll today!

Presented by (Meritor), 4 hours, offered 4 times, limited to 15 students per session.

● HENDRICKSON STEERTEK SUSPENSION SYSTEMS

Looking to enhance your knowledge and skills in maintaining Hendrickson SteerTek NXT high-capacity steer axle system for fire and rescue vehicles? Look no further than our hands-on course focused on Hendrickson SteerTek steer axle systems. In this comprehensive program, you will learn everything from product overviews to preventative maintenance techniques, recommended inspection intervals, and more. We will cover all the essential components of these systems, including how to perform thorough inspections, lubrication intervals and procedures, and alignment and adjustment checks. Our experienced instructors will guide you through real-world scenarios, providing you with practical knowledge and skills that you can apply immediately in the field. By the end of this course, you will have the confidence and expertise needed to diagnose and repair Hendrickson SteerTek Suspension Systems with ease.

Presented by (Hendrickson Suspension), 4 hours, offered 4 times, limited to 15 students per session.

● STEERING SYSTEM MAINTENANCE

Unleash your potential with this hands-on course on hydraulic steering system maintenance and troubleshooting, specifically tailored for fire trucks. Drawing on the wealth of information from the experts at

TRW, this immersive training will equip you with the practical skills and knowledge essential for optimizing steering performance and ensuring the utmost safety during emergencies. Embrace this unique opportunity to stay ahead in the firefighting industry and make a lasting impact on your community's safety and well-being.

Presented by (TRW of ZF Group), 2 hours, offered 8 times, limited to 15 students per session.

● SUSPENSION SYSTEM MAINTENANCE

Students attending this course will learn the basic design and principles of various Reyco Granning suspension systems common on fire trucks including the Reyco Independent Front Suspension system. Included is the proper maintenance, troubleshooting and repair procedures used on these systems. The class will include lecture, demonstration, and hands-on instruction.

Presented by (Reyco Granning), 2 hours, offered 8 times, limited to 15 students per session.

● TIRES, EVERYTHING YOU THOUGHT YOU KNEW, BUT DIDN'T

In this highly entertaining and educational, hands-on course, you will gain a comprehensive understanding of all things tires and wheels, including how to choose the correct tire for your vehicle, reading tire size nomenclature, and understanding the components of a tire. Additionally, you will learn about the industry-standard information needed to maintain tire usability and how to maximize safety when applying new tires. By the end of the course, you will have the knowledge and tools required to ensure safe and accurate tire upkeep. With thousands of fire apparatus accidents occurring every year due to tire neglect and errors, this course provides the critical skills and knowledge necessary to save lives.

Presented by (The Tyre Guy), 1 day, offered 3 times, limited to 15 students per session.

● WHEEL END MAINTENANCE

This comprehensive course covers all aspects of wheel end maintenance using the latest Technology & Maintenance Council guidelines, focusing on safety, bearing adjustments, and diagnostics. Participants will learn valuable problem-solving tips related to diagnosis of premature failures, component inspection, recommended service, proper reassembly, critical bearing adjustments, and the use of various lubricants in the correct amounts.

Presented by (Spartan Fire), 2 hours, offered 2 times, limited to 15 students per session.

EVT | LEVEL II

● CHARGING SYSTEM DIAGNOSTICS

This course is designed to provide Emergency Vehicle Technicians (EVTs) with the knowledge and skills necessary to diagnose and repair charging system issues and understand the latest battery technologies. Through a combination of classroom lectures and hands-on training, participants will learn how to use diagnostic tools and techniques to identify charging system problems, test batteries, and perform routine maintenance. Upon completion of the course, participants will be

equipped with the necessary skills to ensure that emergency rescue vehicles are always ready to respond to emergencies.

Presented by C.E. Niehoff & Co.) 4 hours, offered 3 times, limited to 15 students per session.

● CUMMINS ENGINE MAINTENANCE

Improve the life of your department's vehicles by properly caring for your diesel engines. Learn about fuel system and oil system maintenance through oil analysis, lube oil requirements, as well as fuel, oil, and air filtration. You will learn about maintaining your EGR (exhaust gas re-circulation), VGT (Variable Geometry Turbo), DPF (Diesel Particulate Filter), SCR (Selective Catalytic Reduction), and DEF (Diesel Exhaust Fluid) systems. Standard and extended warranty coverage information will also be discussed in this course.

Presented by (Cummins) 2 hours, offered 4 times, limited to 15 students per session.

● CUMMINS ELECTRONIC TROUBLESHOOTING

The focus of this course is engine electrical diagnosis and repair; there is a very strong bias to using the multimeter and other tools to find faults. The participants will gain understanding of the troubleshooting methods and correct usage of tools such as Cummins Insite and QuickServe. The course is ideal for the experienced technician who needs or wants to refresh their electrical skills and learn new methods of fault finding which will not damage the electronic systems now employed. The course also provides an excellent foundation for technicians who have had little or no formal electrical training, giving them the confidence to tackle electrical diagnosis in the workplace.

Presented by (Cummins) 4 hours, offered 4 times, limited to 15 students per session.

● DARLEY PUMP REBUILD

Darley Pump's comprehensive two-day course is designed to equip students with the knowledge and skills necessary to maintain and repair Darley pumps and accessories. With a focus on hands-on learning, students will gain practical experience in pump theory, maintenance, and repair, as well as troubleshooting techniques. By the end of the course, students will be able to identify and resolve common pump issues, understand the inner workings of Darley pumps, and confidently conduct preventative maintenance and repairs.

Presented by (W.S. Darley) 2 days, offered once, limited to 15 students.

● DRIVETRAIN DIAGNOSTICS

This course will provide today's EVT Technician with a comprehensive overview of drivetrain fundamentals, an understanding of the keys to a successful repair and the ability to correctly diagnose system failures. The course will involve a 30/70 split of 30% classroom and 70% hands-on learning. Curriculum will cover everything from measuring driveline angles, ride heights, failure analysis, and proper installation.

Presented by (Spartan Fire) 2 hours, offered 2 times, limited to 15 students per session.

● ELECTRICAL FUNDAMENTALS I FOR EVTS

Learn the basics of electricity and circuit analysis in this one-day hands-on course designed specifically for emergency vehicle technicians. You'll gain a solid understanding of voltage, resistance, current flow, and Ohm's law, and learn to analyze series, parallel, and series-parallel circuits. Discover the functions of basic electrical components and how to read and interpret electrical schematics and wire diagrams. By the end of the course, you'll be able to troubleshoot electrical issues using a digital multimeter, making you a more effective and efficient technician. No prior knowledge or experience is required.

Presented by (Spartan Fire) 1 day, offered 2 times, limited to 15 students per session.

● EMERGENCY VEHICLE SUPPLEMENTAL RESTRAINT SYSTEMS

Emergency vehicle Supplemental Restraint Systems is a hands-on course, designed specifically for Emergency Vehicle Technicians (EVTs). Taught by Spartan Fire and IMMI System Specialists, this comprehensive course focuses on both the Spartan Advanced Protection SRS and IMMI RollTek with 4 Front systems. You will gain invaluable insights into safety protocols, theory of operation, component location, harness routing, and airbag deployment zones. Enhance your practical skills through hands-on troubleshooting, diagnostic software usage, and expert guidance on how to safely test and repair terminal connections. By the end of this course, you will have acquired the essential knowledge and practical skills necessary to maintain and service these critical safety systems.

Presented by (IMMI & Spartan Fire) 4 hours, offered 4 times, limited to 15 students per session.

● ENGINE COOLING SYSTEMS

Explore the essentials of Cummins cooling systems in our concise course, "Cummins Cooling System Basics and Maintenance." Learn about cooling system theory, efficiency, surface area, and air flow, as well as coolant types and functions. Acquire practical skills in maintaining cooling systems and charge air coolers for optimal performance and reliability.

Presented by (Cummins) 2 hours, offered 4 times, limited to 15 students per session.

● FIRE TRUCK ELECTRICAL REPAIR WORKSHOP

This one-day workshop is designed for Emergency Vehicle Technicians who want to acquire or improve their skills in fire truck electrical repair. The workshop is geared towards technicians with little to no formal training in electrical repair but is open to all skill levels. Using the "show, tell, do" method, participants will learn the necessary skills to perform repairs to industry well defined standards, including, pinning and depinning numerous types of automotive connectors, repairing terminals using correct crimp tools, and practicing different soldering techniques. Standards for harness routing and protection will also be discussed. Students will work in small groups of two or three to get personalized attention and hands-on practice. By the end of the workshop, participants will be equipped with a solid foundation in wire harness repair skills that meet industry standards.

Presented by (Spartan Fire) 1 day, offered 2 times, limited to 15 students per session.

● FIRE PUMP OPERATIONS AND TESTING

If you're an EVT looking to expand your skills and knowledge in fire pump operation and testing, this course is for you. In this hands-on course, you will gain a comprehensive understanding of the procedures involved in pump testing and certification, as well as the critical role of fire pumps in firefighting operations. You will learn about the different types of fire pumps, their components, and the testing procedures necessary to ensure their proper function. By the end of the course, you will have the skills and knowledge needed to troubleshoot and repair any issues that may arise during testing.

Presented by (Max Flow & Kleyn Mobile) 4 hours, offered 4 times, limited to 15 students per session.

● FOAM SYSTEM MAINTENANCE

Join us for an interactive Foam System Maintenance workshop designed for emergency vehicle technicians of all skill levels. Limited to 10 participants, this hands-on workshop, taught by industry experts from Safe Fleet, will focus on traditional foam system operation and maintenance. Topics include safety, operating instructions, system service and maintenance, and troubleshooting procedures. Don't miss this invaluable opportunity to acquire or hone your skills – reserve your spot today!

Presented by (Safe Fleet), 4 hours, offered 2 times, limited to 15 students per session.

● HALE PUMP REBUILD

In this two-day, hands-on course, students will learn the ins and outs of preventative maintenance and overhaul on Hale pumps. Through a combination of PowerPoint presentations and hands-on pump teardowns, students will gain valuable knowledge on primers, valves, and the latest developments in fire pumps. By the end of the course, students will have the skills and confidence to rebuild Hale pumps with ease and efficiency, ensuring reliable performance and maximum lifespan.

Presented by (Hale/IDEX) 2 days, offered once, limited to 15 students.

● V-MUX® MULTIPLEX SYSTEMS TROUBLESHOOTING

This hands-on course will teach you everything you need to know about the Weldon V-MUX® multiplexing system. You will learn the basics of multiplexing, explore the various features of V-MUX®, and become familiar with its components. The class will cover the use of V-MUX® diagnostics and downloader software and show you how to identify multiplexed systems by components and software. You will also learn how to read input/output reports and work with CAN/J1939 networks on modern vehicles. By the end of the course, you will have gained new skills and knowledge that will enable you to effectively use and troubleshoot the Weldon v-mux system.

Presented by (Weldon/IDEX) 4 hours, offered 8 times, limited to 15 students per session.

MASTER EVT | LEVEL III

● AERIAL APPARATUS MAINTENANCE

Dive into the world of Aerial Apparatus Operation and Maintenance with our hands-on, comprehensive course designed to enhance your

skills! This one-of-a-kind learning experience will take you through the essentials of preventive maintenance, troubleshooting, and aerial apparatus operation. Master the art of working with aerial hydraulic systems and fine-tuning aerial cables for optimal performance. Perfect for newcomers and seasoned professionals alike, our course promises to elevate your understanding of aerial apparatus setup and maintenance, empowering you to tackle challenges with confidence and expertise. Act fast as classes fill up quickly due to high demand.

Presented by (Spartan ER) 1 day, offered 4 times, limited to 8 students per session.

● HVAC FUNDAMENTALS FOR FIRE TRUCKS

Discover the dynamic world of fire truck HVAC systems in our hands-on "HVAC Fundamentals for fire trucks" course! This class covers essential principles, components, and diagnostic techniques related to heating, ventilation, and air conditioning systems in these powerful vehicles. Students will engage in practical exercises, working with state-of-the-art equipment and advanced diagnostic tools, as they learn to troubleshoot and repair real-world HVAC issues.

Presented by () 4 hours, offered 4 times, limited to 15 students per session.

● ALLISON TRANSMISSION MAINTENANCE

Unlock the power of Allison Transmission with our hands-on course, "Service Support for the Allison Transmission." Hosted by Allison Product Training, this session explores the latest 3000/4000 Series service information, resources, and procedures. Topics covered during this interactive session include operational theory, preventive maintenance and prognostics, Allison features and vehicle integration, and diagnostics. Level-up your Allison skills – join us for this informative, engaging learning experience.

Presented by (Allison) 1 day, offered 3 times, limited to 15 students per session.

COMPONENT CLASSES

● AKRON VALVES & NOZZLES REBUILD

Welcome to the Akron Brass Valves and Nozzle Rebuild Course! In this immersive, hands-on class, you will gain valuable insight into repairing and maintaining essential firefighting tools such as swing-out valves, nozzles, and electric monitors. Under experienced guidance, you will tear down, diagnose issues, and rebuild these components to like-new condition, leaving with the confidence and skills to tackle even the toughest repair challenges. Engage in lively discussions with fellow students and get ample time for hands-on practice, becoming a master of valve and nozzle repair by the end of the course. Enroll today and take your skills to the next level!

Presented by (Akron Brass/IDEX) 4 hours, offered 2 times, limited to 15 students per session.

● BELTS, HOSES, AND COOLING SYSTEM

Regular scheduled maintenance for the entire serpentine belt system and the cooling system is critical for emergency rescue vehicles. Learn what new changes are occurring in the serpentine belt system. Also,

learn why the condition of coolant in the vehicle is so important. Learn the reasons why newly installed water pumps fail. Can those failures be avoided? We are also happy to announce that drawings for Laser Alignment tools and a Power Clean Flush gun will be held for participants of the class!

Presented by (Gates) 2 hours, offered 4 times, limited to 15 students per session.

● **CLASS 1 PRESSURE GOVERNORS**

Learn the fundamentals of Class 1 products with Hale Products Inc.! This course will cover several Class 1 components such as the Captain and Total Pressure (TPG) Governors, Vernier Throttle Systems, and tank level gauges. Through the course material, students will understand the operation, troubleshooting, and diagnosis of these components, in addition to how they interact with the J1939. Don't miss out on this unique opportunity to learn from the experts at Hale Products Inc.!

Presented by (Class 1/IDEX) 4 hours, offered 2 times, limited to 15 students per session.

● **COMMAND LIGHT "OUT OF THE DARKNESS"**

Unveil the power of illumination with our hands-on course, Command Light "Out of the Darkness." This immersive experience is designed to equip students with comprehensive knowledge and practical skills in all facets of light tower operation, maintenance, and repair. Master the art of installation, learn how to manually lower towers, troubleshoot common issues, and replace vital components with ease. Guided by the experts at Command Light, this concise yet thorough course welcomes questions and encourages active problem-solving, empowering students to confidently conquer darkness and bring light to any situation.

Presented by (Command Light) 2 hours, offered 4 times, limited to 15 students per session.

● **ELKHART NOZZLE & MONITOR REPAIR**

This comprehensive course offers hands-on training in the maintenance and repair of Elkhart Brass nozzles, monitors, and critical components of fire suppression systems. Through interactive activities and lectures, students will gain a deep understanding of these components' anatomy, potential failure points, and troubleshooting techniques. By the end of the course, students will possess the skills and knowledge needed to perform effective repairs, ensuring optimal performance and longevity.

Presented by (Elkhart Brass/Safe Fleet) 4 hours, offered 2 times, limited to 15 students per session.

● **FRC PRESSURE GOVERNORS**

In this hands-on course, you will delve into the world of FRC pressure governors, vernier throttle systems, and tank level gauges. You will gain practical knowledge of how these components work, learn how to troubleshoot, and diagnose issues, and explore their interaction with J1939 can bus. By the end of the course, you will have acquired new skills and insights into the operation, maintenance and troubleshooting of these essential FRC products.

Presented by (FRC/Safe Fleet) 2 hours, offered 4 times, limited to 15 students per session.

● **HARRISON HYDRA-GEN**

In "Harrison Hydra-Gen", you will participate in a hands-on and

interactive course designed to equip you with the essential knowledge and skills required to troubleshoot and maintain Harrison Hydraulic Generators. Engage in open discussions and gain practical experience by working with a cutaway generator, ensuring a comprehensive understanding of its inner workings. Upon successful completion, students will not only walk away with newfound expertise, but also a certificate to showcase their mastery in this specialized field. Do not miss this unique opportunity to elevate your technical prowess and boost your career prospects.

Presented by (Harrison) 4 hours, offered 2 times, limited to 15 students per session.

● **SAM™ INTEGRATED TOTAL FLOW CONTROL SYSTEM**

Discover the intricacies of the SAM™ Integrated Total Flow Control System in this hands-on, engaging course that empowers students with essential knowledge and skills in SAM system theory of operation, icon and screen definitions, graphical user interface navigation, and remote operation capability. Focused on practical outcomes, this concise and well-structured course covers foam systems integration, SAM System diagnostics, and key principles of operation for effective troubleshooting and communication with OEMs, apparatus manufacturers, and Hale Customer Support representatives. Students will gain invaluable hands-on experience by learning and operating a fully functional SAMS-equipped truck, ensuring they become trained personnel capable of maintaining the Hale SAM system. Act fast as classes fill up quickly due to high demand.

Presented by (IDEX) 4 hours, offered 4 times, limited to 15 students per session.

● **KUSSMAUL BATTERY CHARGER AND AIR PUMP MAINTENANCE**

Discover the ins and outs of Kussmaul Battery Charger and Air Pump Maintenance with this hands-on course designed specifically for Emergency Vehicle Technicians (EVTs). In this concise and engaging learning experience, you will stay up to date with the newest technologies and latest products while enhancing your knowledge and skills through hands-on training. Develop the expertise to troubleshoot battery chargers, Auto Ejects, and other Kussmaul products commonly found on fire apparatus. Walk away with the confidence to properly care for and maintain these essential components, ensuring reliable performance and extending their service life.

Presented by (Kussmaul) 2 hours, offered 4 times, limited to 15 students per session.

● **LUBRICANTS FOR EMERGENCY VEHICLES: STAYING AHEAD OF INDUSTRY CHANGES**

This course is designed for Emergency Vehicle Technicians (EVTs) and maintenance personnel seeking to enhance their skills and knowledge on lubrication. The course covers the latest industry changes in lubricants and equips students with practical knowledge on lubricant selection, application, and maintenance for emergency vehicle engines, transmissions, and axles. This course is vital for anyone looking to efficiently and properly maintain emergency vehicles to ensure smooth operation and longevity.

Presented by (Valvoline) 2 hours, offered 4 times, limited to 15 students per session.

● **ONAN HYDRAULIC GENERATORS**

This course includes the familiarization of Hydraulic Generator operation and PTO pumps, Eaton, and Saur Danfoss operations. The course focuses on electrical safety, basic installation, theory of

operation, preventive maintenance, troubleshooting techniques and maintenance repair procedures.

Presented by (Cummins Onan) 2 hours, offered 2 times, limited to 15 students per session.

● **ROM ROLL-UP DOORS**

Become an expert on ROM Roll-up doors with our hands-on course, designed to empower students with the essential skills and knowledge to master these versatile door systems. Throughout this concise, yet comprehensive program, participants will learn how to expertly adjust, align, and maintain ROM Roll-up doors, while also gaining valuable insight into troubleshooting and diagnosing common issues, such as door ajar and light switch problems. By the end of this engaging course, students will possess the expertise needed to ensure the optimal performance and longevity of ROM Roll-up doors.

Presented by (ROM/Safe Fleet) 2 hours, offered 4 times, limited to 15 students per session.

● **SEAT MAINTENANCE AND REPAIR**

This course on Seat Maintenance and Repair provides a unique and hands-on opportunity to gain expertise in maintaining and repairing Bostrom and Valor seats. You will learn how to identify and troubleshoot common issues, and gain practical experience in disassembling, repairing, and reassembling these seats. Additionally, you will learn best practices for preventative maintenance and how to care for these seats to minimize future repairs.

Presented by (Bostrom & Valor) 2 hours, offered 4 times, limited to 15 students per session.

● **SHORE POWER SYSTEMS**

In this hands-on course, you will gain a comprehensive understanding of Blue Sea shore power systems. You will learn how to maintain and troubleshoot the system, including the shore power inlet, transfer switch, and power distribution panel. Our expert instructors will guide you through inspecting the system for damage or wear and tear, troubleshooting common issues, and replacing faulty components. You will also learn best practices for routine maintenance to extend the life of the system and prevent future issues. With plenty of practice on a mock Blue Sea shore power system, you will leave this course with the confidence to maintain and troubleshoot these systems in real-world situations.

Presented by (Blue Sea) 2 hours, offered 4 times, limited to 15 students per session.

● **SMART POWER SYSTEMS - HANDS-ON TRAINING**

Our hands-on Smart Power Systems course is designed to provide a comprehensive understanding of hydraulic and electrical (AC & DC) generator components, utilizing Michigan-built fire and rescue apparatus systems. The course will cover the proper installation, diagnosis, and repair of these advanced systems, as well as time-saving tips to ensure optimal performance. Participants will have the opportunity to work with a complete system and key components, guided by industry expert Scott Jones. This immersive, hands-on learning experience will equip you with the knowledge and expertise necessary to excel in the rapidly evolving field.

Presented by (Smart Power Systems) 2 hours, offered 2 times, limited to 15 students per session.

● **TASK FORCE TIPS – BALL INTAKE VALVE OVERVIEW**

This session will provide an overview of Ball Intake Valves (BIVs), covering the various series and highlighting their similarities and differences. Participants will learn about the most common types of wear and tear that affect BIVs and gain an understanding of how to perform associated repairs, including complete valve rebuilds. The importance of having essential repair kits in stock to minimize appliance downtime will also be discussed. The training will include hands-on components to help participants apply what they have learned.

Presented by (Task Force Tips) 2 hours, offered 1 time, limited to 15 students.

● **TASK FORCE TIPS- RC MONITOR SYSTEM OVERVIEW**

This session focuses on the operation of Task Force Tips RC monitors and the process of troubleshooting them. Participants will learn about the function of each circuit board in the monitor operator station and techniques for addressing issues with TFT systems. Additionally, the training covers built-in features like PARK and OSCILLATE programming, troubleshooting RC controllers, and how the complete system works. Practical exercises will be included in the training to provide a hands-on learning experience.

Presented by (Task Force Tips) 2 hours, offered 1 time, limited to 15 students.

● **VECTOR ELECTRIC FT DESIGN AND SERVICE FAMILIARIZATION**

This course offers a comprehensive overview of the Vector all-electric fire apparatus, covering the various components that make up the vehicle. Participants will learn about the general apparatus design layout, 12 Volt vs 800 Volt circuits, electric motors and their inverters, battery design, performance, and temperature management, as well as battery module replacement and the battery thermal management system. The course will also cover brake regeneration, range extender engine and generator, HVAC systems and options, cooling circuits, pump options and pressure governor, charging systems, 110 Volt AC inverter option, two-speed rear axle, and high voltage safety basics. Participants will also receive recommendations for continuing education in electric vehicle service, with a focus on making the truck safe for service.

Presented by (REV Fire Group) 2 hours, offered 6 times, limited to 15 students per session.

● **WHELEN “CENCOM CORE® - FUNDAMENTALS OF WECANX**

This course provides a comprehensive overview of Whelen's CenCom Core® system and its associated hardware and programming. Students will be introduced to the CenCom Core® system and its applications in the emergency response industry, including how it is changing the way emergency vehicles respond. Students will learn about the various flavors of CenCom Core®, its components including WeCanX hardware and lightbars, and the new CCTL9 Fire/EMS Control Head. The course covers topics such as the STEADY-LOCK™ system, necessary components for building a Core-powered apparatus, and an introduction to Command software. Students will gain hands-on experience with the user interface, programming lightbars and outputs. Additionally, students will learn about pre-addressed hardware options, different lightbar options available, Core sensors, and network layout do's and don'ts. Overall, this course will equip students with a comprehensive understanding of the CenCom Core® system and its associated hardware and programming.

Presented by (Whelen) 2 hours, offered 3 times, limited to 15 students per session.

● **WHELEN ADVANCED TROUBLESHOOTING**

This advanced course teaches troubleshooting techniques for WeCanX Networks, hardware, legacy products, traffic advisors, and sirens. Students will learn to recognize programming flaws and isolate potential problems on the vehicle Mux side. They will cover common concerns such as lighthouse pattern and operation issues, diagnostic LED's, communication problems, and siren tone problems. Other topics include scan-lock patterns on lightbars, condensation in the lens, traffic advisor wiring, and proper mounting methods for light heads. The course involves vehicle simulations using Whelen 1 to demonstrate network wiring concerns and their effects. Students will also learn how to test siren speakers and amplifiers accurately, as well as scan-lock siren tones on standalone sirens. This course is designed for individuals with experience with WeCanX Networks who want to improve their troubleshooting skills.

Presented by (Whelen) 2 hours, offered 3 times, limited to 15 students per session.

● **WILL-BURT LIGHT TROUBLESHOOTING**

In the "Will-Burt Light Maintenance and Troubleshooting" course, you will learn how to maintain and troubleshoot the cutting-edge lighting systems produced by Will-Burt, a global leader in the industry. Through a combination of hands-on training and classroom instruction, you will become an expert in identifying and resolving common issues that arise with these high-tech systems. You will also gain valuable knowledge about the various components of the Will-Burt lights, including bulbs, lenses, and wiring, as well as best practices for their upkeep and repair. Whether you are a seasoned maintenance professional or just starting out in the field, this course will equip you with the skills and expertise needed to keep Will-Burt lights shining bright. Join us and discover the art and science of Will-Burt light maintenance and troubleshooting!

Presented by (Will-Burt) 2 hours, offered 4 times, limited to 15 students per session.

● **ZERO RPM IDLE MITIGATION TROUBLESHOOTING**

Expand your expertise in Zero RPM Idle Management System (IMS) operation, maintenance, and troubleshooting with our hands-on course, designed to empower students with essential skills and knowledge in optimizing vehicle efficiency. This comprehensive course offers a thorough understanding of the ZeroRPM® IMS, exploring its core principles, system components, and the mechanisms that control chassis engine operation while preserving cab comfort and powering crucial accessories. Students will also learn how to maintain the system for peak performance and effectively troubleshoot potential faults, ensuring smooth operation and reduced downtime. By the end of the course, you will be equipped with the expertise to efficiently manage, maintain, and diagnose IMS-equipped vehicles, maximizing vehicle performance while minimizing engine idle time and fuel consumption.

Presented by (Zero RPM) 2 hours, offered 4 times, limited to 15 students per session.

EVT TEST OBJECTIVE REVIEW

IMPORTANT: Beginning in June of 2023 the following will replace NFPA 1911 as reference material for this exam.

It is highly recommended students have online access to or a printed copy of the NEW NFPA 1910 Standards book prior to attending class to successfully prepare for the exams.

Reference the EVT Study Guides available on page 4.

PURCHASE NFPA 1900

WWW.NFPA.ORG

EVT TEST LEARNING OBJECTIVES

EVTCC.ORG/EXAMPREP

● **F1 INSPECTION, MAINTENANCE & TESTING OF FIRE APPARATUS**

This is a one-day prep/review session for those taking the EVT F1 exam. It is designed to cover the learning objectives outlined in the EVT F1 study guide. Every effort will be made to cover as many of the learning objectives as time allows. Students taking the EVT F1 exam should be prepared to review any learning objectives not covered due to time restrictions.

NFPA 1910: Standard for the Inspection, Maintenance, Refurbishment, Testing and Retirement of In-Service Emergency Vehicles and Marine Firefighting Vessels (NFPA 1911 Chapters) 2024 edition.

Presented by (Spartan Fire) 1 day, offered 4 times, limited to 48 students per session.

● **F2 DESIGN AND PERFORMANCE STANDARDS OF FIRE APPARATUS**

This is a one-day prep/review session for those taking the EVT F2 exam. It is designed to cover the learning objectives outlined in the EVT F2 study guide. Every effort will be made to cover as many of the learning objectives as time allows. Students taking the EVT F2 exam should be prepared to review any learning objectives not covered due to time restrictions.

NEW NFPA 1900: Standard for Aircraft Rescue and Firefighting Vehicles, Automotive Fire Apparatus, Wildland Fire Apparatus, and Automotive Ambulances (NFPA 1901 CHAPTERS) 2024 edition.

Presented by (KME) 1 day, offered 2 times, limited to 33 students per session.

● **F3 FIRE PUMPS AND ACCESSORIES**

This is a one-day prep/review session for those taking the EVT F3 exam. It is designed to cover the learning objectives outlined in the EVT F3 study guide. Every effort will be made to cover as many of the learning objectives as time allows. Students taking the EVT F3 exam should be prepared to review any learning objectives not covered due to time restrictions.

Beginning in June of 2023 the new NFPA 1900 standard will replace NFPA 1901, and the new NFPA 1910 standard will replace NFPA 1911 as reference material for this exam.

Presented by (Waterous) 1 day, offered 2 times, limited to 33 students per session.

● **F4 FIRE APPARATUS ELECTRICAL SYSTEMS**

This is a one-day prep/review session for those taking the EVT F4 exam. It is designed to cover the learning objectives outlined in the EVT F4 study guide. Every effort will be made to cover as many of the learning objectives as time allows. Students taking the EVT F4 exam should be prepared to review any learning objectives not covered due to time restrictions.

NFPA 1910: Standard for the Inspection, Maintenance, Refurbishment, Testing and Retirement of In-Service Emergency Vehicles and Marine Firefighting Vessels (NFPA 1911 Chapters) 2024 edition.

Presented by (E-ONE) 1 day, offered 2 times, limited to 48 students per session.

● **F5 AERIAL FIRE APPARATUS**

This is a one-day prep/review session for those taking the EVT F5 exam. It is designed to cover the learning objectives outlined in the EVT F5 study guide. Every effort will be made to cover as many of the learning objectives as time allows. Students taking the EVT F5 exam should be prepared to review any learning objectives not covered due to time restrictions.

Beginning in June of 2023 the new NFPA 1900 standard will replace NFPA 1901, and the new NFPA 1910 standard will replace NFPA 1911 as reference material for this exam.

Presented by (KME) 1 day, offered 2 times, limited to 33 students per session.

● **F6 ALLISON AUTOMATIC TRANSMISSIONS**

This is a one-day prep/review session for those taking the EVT F6 exam. It is designed to cover the learning objectives outlined in the EVT F6 study guide. Every effort will be made to cover as many of the learning objectives as time allows. Students taking the EVT F6 exam should be prepared to review any learning objectives not covered due to time restrictions.

NFPA 1910: Standard for the Inspection, Maintenance, Refurbishment, Testing and Retirement of In-Service Emergency Vehicles and Marine Firefighting Vessels (NFPA 1911 Chapters) 2024 edition.

Presented by (E-One) 1 day, offered 2 times, limited to 33 students per session.

● **FA4 ADVANCED ELECTRICAL SYSTEMS**

This is a one-day prep/review session for those taking the EVT FA4 exam. It is designed to cover the learning objectives outlined in the EVT FA4 study guide. Every effort will be made to cover as many of the learning objectives as time allows. Students taking the EVT FA4 exam should be prepared to review any learning objectives not covered due to time restrictions.

Beginning in June of 2023 the new NFPA 1900 standard will replace NFPA 1901, and the new NFPA 1910 standard will replace NFPA 1911 as reference material for this exam.

Presented by (Blue Sea) 1 day, offered 2 times, limited to 33 students per session.

● **F7 FOAM SYSTEMS**

This is a one-day prep/review session for those taking the EVT F7 exam. It is designed to cover the learning objectives outlined in the EVT F7 study guide. Every effort will be made to cover as many of the learning objectives as time allows. Students taking the EVT F7 exam should be prepared to review any learning objectives not covered due to time restrictions.

Beginning in June of 2023 the new NFPA 1900 standard will replace NFPA 1901, and the new NFPA 1910 standard will replace NFPA 1911 as reference material for this exam.

Presented by (Safe Fleet/Waterous) 1 day, offered 2 times, limited to 33 students per session.

● **F8 HYDRAULIC SYSTEMS**

This is a one-day prep/review session for those taking the EVT F8 exam. It is designed to cover the learning objectives outlined in the EVT F8 study guide. Every effort will be made to cover as many of the learning objectives as time allows. Students taking the EVT F8 exam should be prepared to review any learning objectives not covered due to time restrictions.

Presented by (DTS Fluid Power) 1 day, offered 2 times, limited to 33 students per session.

● **E-0 MAINTENANCE, INSPECTION, AND TESTING OF AMBULANCES**

This is a one-day prep/review session for those taking the EVT E-0 exam. It is designed to cover the learning objectives outlined in the EVT E-0 study guide. Every effort will be made to cover as many of the learning objectives as time allows. Students taking the EVT E-0 exam should be prepared to review any learning objectives not covered due to time restrictions.

NFPA 1910: Standard for the Inspection, Maintenance, Refurbishment, Testing and Retirement of In-Service Emergency Vehicles and Marine Firefighting Vessels (NFPA 1911 Chapters) 2024 edition.

Presented by (Eckert Enterprises) 1 day, offered 2 times, limited to 33 students per session.

● **E-1 DESIGN & PERFORMANCE STANDARDS OF AMBULANCES**

This is a one-day prep/review session for those taking the EVT E-1 exam. It is designed to cover the learning objectives outlined in the EVT E-1 study guide. Every effort will be made to cover as many of the learning objectives as time allows. Students taking the EVT E-1 exam should be prepared to review any learning objectives not covered due to time restrictions.

NFPA 1900: Standard for Aircraft Rescue and Firefighting Vehicles, Automotive Fire Apparatus, Wildland Fire Apparatus, and Automotive Ambulances (NFPA 1917 Chapters) 2024 edition.

Presented by (Eckert Enterprises) 1 day, offered 2 times, limited to 33 students per session.

2023 CLASS SCHEDULE


		SUNDAY October 1	MONDAY October 2				TUESDAY October 3			
		12-4 PM NO BREAKS	8:00 AM	10:00 AM	1:00 PM	3:00 PM	8:00 AM	10:00 AM	1:00 PM	3:00 PM
FIRST FLOOR LOCATIONS	Hall A Corner	EVT Testing* Site ID #MILAN	Hale Pump Rebuild							
	Hall A Allison		Allison Transmission Maintenance				Allison Transmission Maintenance			
	Hall B West		Reyco Suspension Maintenance	Steering System Maintenance	Reyco Suspension Maintenance	Steering System Maintenance	Reyco Suspension Maintenance	Steering System Maintenance	Reyco Suspension Maintenance	Steering System Maintenance
	Hall B East		Cummins Engine Maintenance	Engine Cooling Systems	Cummins Electronic Troubleshooting		Cummins Engine Maintenance	Engine Cooling Systems	Cummins Electronic Troubleshooting	
	Hall C West				Hendrickson Steertek Maintenance & Troubleshooting		Hendrickson Steertek Maintenance & Troubleshooting		Exhibitor Set-up	
	Hall C East		CenCom Core Fundamentals of WeCanX	Whelen Advanced Troubleshooting	CenCom Core Fundamentals of WeCanX	Whelen Advanced Troubleshooting	CenCom Core Fundamentals of WeCanX	Whelen Advanced Troubleshooting		
	Banquet 1		Electrical Fundamentals I for Techs				Fire Truck Electrical Repair Workshop			
	Banquet 2		Command Light “Out of the Darkness”	Command Light “Out of the Darkness”	Onan Generators	Onan Generators	TFT Ball Intake Valve Repair	Command Light “Out of the Darkness”	Command Light“Out of the Darkness”	TF RC Mo
	Banquet 3		HVAC Fundamentals for Fire Trucks		Fire Pump Operation and Testing		HVAC Fundamentals for Fire Trucks		Fire Pump Operati and Testing	
	Banquet 4		V-MUX Multiplex Systems Troubleshooting		V-MUX Multiplex Systems Troubleshooting		V-MUX Multiplex Systems Troubleshooting		V-MUX Multiplex Syst Troubleshooting	
	Banquet 5		Heavy Truck Foundation Braking Systems		Air Brake Systems for EVT’s		Heavy Truck Foundation Braking Systems		Air Brake System for EVT’s	
	Banquet 6		FRC Pressure Governor	FRC Pressure Governor	Roll-Up Doors	Roll-Up Doors	Roll-Up Doors	Roll-Up Doors	FRC Pressure Governor	FR Press Gove
	Banquet 7		Elkhart Nozzle & Monitor Repair		Seat Maintenance & Repair	Seat Maintenance & Repair	Elkhart Nozzle & Monitor Repair		Seat Maintenance & Repair	Se Mainte & Re
	Banquet 8		Supplemental Restraint System Troubleshooting		Charging System Diagnostics		Supplemental Restraint System Troubleshooting		Charging System Diagn	
	Room 101		Harrison Hydra-Generators		Kussmaul Bat. Charger Troubleshooting	Zero RPM Idle Mitigation Troubleshooting	Kussmaul Battery Charger Troubleshooting	Zero RPM Idle Mitigation Troubleshooting	Harrison Hydra-Generator	
	Room 102		Aerial Apparatus Maintenance				Aerial Apparatus Maintenance			
	Room 103		Foam System Maintenance		SAM™ Integrated Total Flow Control System		SAM™ Integrated Total Flow Control System			
	Room 104		Tires, Everything you thought you knew, but didn’t.				Tires, Everything you thought you knew, but didn’t.			
SECOND FLOOR LOCATIONS	Gov. Room		EVT F1 Maintenance Inspection & Testing Fire Apparatus				EVT F1 Maintenance Inspection & Testing Fire Apparatus			
	Room 201		EVT FA4 Advanced Electrical Systems				EVT FA4 Advanced Electrical Systems			
	Room 202		EVT F2 Fire Apparatus Design & Performance				EVT F7 Foam & CAFS			
	Room 203		EVT F3 Fire Pumps & Accessories				EVT F5 Aerial Apparatus Operation Maintenance and Troubleshooting			
	Room 204		EVT F6 Allison Transmissions				EVT F6 Allison Transmissions			
	Room 205		EVT E0 Ambulance Inspection and Maintenance				EVT E1 Ambulance Design & Performance			


EVT | Level I
Designed for individuals such as the Operator, Engineer or Equipment Officers that want to learn basic operation and maintenance at an introductory level.

EVT | Level II
Designed for the Maintenance Technicians or people at the service repair level. Some classes are hands-on.

Master EVT | Level III
Designed for the Heavy Repair Technicians who are interested in receiving hands-on, in-depth, technical training.

	WEDNESDAY October 4				THURSDAY October 5				FRIDAY October 6
PM	8:00 AM	10:00 AM	1:00 PM	3:00 PM	8:00 AM	10:00 AM	1:00 PM	3:00 PM	8:30AM-12:30 PM NO BREAKS
	Darley Pump Rebuild								EVT Testing* Site ID #MILAN
	Allison Transmission Maintenance				Wheel End Maintenance	Drive Train Diagnostics	Drive Train Diagnostics	Wheel End Maintenance	
System nance	Reyco Suspension Maintenance	Steering System Maintenance	Reyco Suspension Maintenance	Steering System Maintenance	Reyco Suspension Maintenance	Steering System Maintenance	Reyco Suspension Maintenance	Steering System Maintenance	
ic g	Cummins Engine Maintenance	Engine Cooling Systems	Cummins Electronic Troubleshooting		Cummins Engine Maintenance	Engine Cooling Systems	Cummins Electronic Troubleshooting		
	Exhibitor Set-up		Hendrickson Steertek Maintenance & Troubleshooting		Hendrickson Steertek Maintenance & Troubleshooting				
			Vector Electric Firetruck Design & Service	Vector Electric Firetruck Design & Service	Vector Electric Firetruck Design & Service	Vector Electric Firetruck Design & Service	Vector Electric Firetruck Design & Service	Vector Electric Firetruck Design & Service	
	Electrical Fundamentals I for Techs				Fire Truck Electrical Repair Workshop				
T nitor	Shore Power Systems	Shore Power Systems	Lubricants for Emergency Vehicles	Lubricants for Emergency Vehicles	Lubricants for Emergency Vehicles	Lubricants for Emergency Vehicles	Shore Power Systems	Shore Power Systems	
on	HVAC Fundamentals for Fire Trucks		Fire Pump Operation and Testing		HVAC Fundamentals for Fire Trucks		Fire Pump Operation and Testing		
tems g	V-MUX Multiplex Systems Troubleshooting		V-MUX Multiplex Systems Troubleshooting		V-MUX Multiplex Systems Troubleshooting		V-MUX Multiplex Systems Troubleshooting		
s	Heavy Truck Foundation Braking Systems		Air Brake Systems for EVT's		Heavy Truck Foundation Braking Systems		Air Brake Systems for EVT's		
AC sure rnor	Akron Valves & Nozzles Rebuild		Class 1 Pressure Governors		Class 1 Pressure Governors		Akron Valves & Nozzles Rebuild		
at nance pair	Will-Burt Light Troubleshooting	Will-Burt Light Troubleshooting	Belts, Hoses & Cooling Systems	Belts, Hoses & Cooling Systems	Will-Burt Light Troubleshooting	Will-Burt Light Troubleshooting	Belts, Hoses & Cooling Systems	Belts, Hoses & Cooling Systems	
nostics	Supplemental Restraint System Troubleshooting		Charging System Diagnostics		Supplemental Restraint System Troubleshooting				
s	Kussmaul Battery Charger Troubleshooting	Zero RPM Idle Mitigation Troubleshooting	Smart Power Systems	Smart Power Systems	Kussmaul Battery Charger Troubleshooting	Zero RPM Idle Mitigation Troubleshooting			
	Aerial Apparatus Maintenance				Aerial Apparatus Maintenance				
	Foam System Maintenance		SAM™ Integrated Total Flow Control System		SAM™ Integrated Total Flow Control System				
t.	Tires, Everything you thought you knew, but didn't.								
	EVT F1 Maintenance Inspection & Testing Fire Apparatus				EVT F1 Maintenance Inspection & Testing Fire Apparatus				
	EVT F4 Fire Apparatus Electrical Systems				EVT F4 Fire Apparatus Electrical Systems				
	EVT F2 Fire Apparatus Design & Performance				EVT F7 Foam & CAFS				
oting	EVT F3 Fire Pumps & Accessories				EVT F5 Aerial Apparatus Operation Maintenance and Troubleshooting				
	EVT F8 Hydraulic Systems				EVT F8 Hydraulic Systems				
	EVT E0 Ambulance Inspection and Maintenance				EVT E1 Ambulance Design & Performance				

 **Test Objective Review**
Designed for the Heavy Repair Technicians who are interested in receiving hands-on, in-depth, technical training.

 **Component Classes**
Supplier lead and designed to focus and trouble shoot specific apparatus components.

***EVT Testing**
Download form at evtcc.org

SUNDAY OCT 1ST TEST FORM

EVT Certification Commission, Inc. Exam Registration / EVT Invoice

Have you ever registered for an EVT Certification exam before? Yes ☐ No ☐

XXX- XX - _____
Last 4 Digits of Social Security # _____ cell or home phone _____ Work Phone _____

Last Name _____ First Name _____ MI _____

Mailing Address _____

City _____ State _____ Zip or Postal Code _____

Email address: Confirmation will be emailed within 3 business days Date of Birth _____ - _____ - _____

Employer Name: _____ Sex: ☐ Male ☐ Female Education: _____ yrs

DATE OF EXAM: Sunday, October 1, 2023 **21 Day Advance Registration Required**

TEST SITE# MILAN Lansing Center Lansing, MI To register online go to www.evtcc.org

Blacken the square for exam— **a maximum of 2 regular exams or 6 re-certification exams or a combo of 1 reg & 3 recerts may be taken.**

*Note: Re-certification exams are for technicians whose certification is expiring.

EVT Certification reserves the right to affirm to interested parties the areas in which a technician is EVT Certified.

Regular \$60.00	Re-certification* \$35.00	Fire Apparatus Exams
F1 <input type="checkbox"/>	<input type="checkbox"/>	F-1 Maintenance, Inspection, & Testing
F2 <input type="checkbox"/>	<input type="checkbox"/>	F-2 Design & Performance
F3 <input type="checkbox"/>	<input type="checkbox"/>	F-3 Fire Pumps & Accessories
F4 <input type="checkbox"/>	<input type="checkbox"/>	F-4 Electrical Systems
FA4 <input type="checkbox"/>	<input type="checkbox"/>	FA-4 Advanced Electrical Systems to certify in FA-4 you must certify in F4 or E2
F5 <input type="checkbox"/>	<input type="checkbox"/>	F-5 Aerial Fire Apparatus
F6 <input type="checkbox"/>	<input type="checkbox"/>	F-6 Allison Automatic Transmission
F7 <input type="checkbox"/>	<input type="checkbox"/>	F-7 Foam Systems
F8 <input type="checkbox"/>	<input type="checkbox"/>	F-8 Hydraulic Systems
GL <input type="checkbox"/>	<input type="checkbox"/>	GL Ground Ladder Testing
DO1 <input type="checkbox"/>	<input type="checkbox"/>	DO1 Driver Operator Inspection
Ambulance Exams		
E0 <input type="checkbox"/>	<input type="checkbox"/>	E-0 Maintenance, Inspection & Testing
E1 <input type="checkbox"/>	<input type="checkbox"/>	E-1 Design & Performance
E2 <input type="checkbox"/>	<input type="checkbox"/>	E-2 Electrical Systems
E3 <input type="checkbox"/>	<input type="checkbox"/>	E-3 HVAC
E4 <input type="checkbox"/>	<input type="checkbox"/>	E-4 Cab, Chassis & Powertrain
Airport Rescue & Firefighting Vehicle Exams		
A1 <input type="checkbox"/>	<input type="checkbox"/>	A-1 Design & Performance
A2 <input type="checkbox"/>	<input type="checkbox"/>	A-2 Chassis & Components
A3 <input type="checkbox"/>	<input type="checkbox"/>	A-3 Extinguishment Systems
L1 <input type="checkbox"/>	<input type="checkbox"/>	L-1 Law Enforcement Vehicle Installation
M1 <input type="checkbox"/>	<input type="checkbox"/>	M-1 Management Level I Supervisor
M2 <input type="checkbox"/>	<input type="checkbox"/>	M-2 Management Level II Supervisor to certify in M-2 you must certify in M1

Fees: _____ Number of: _____
Regular exams: _____ X \$60.00 = \$ _____

Re-certification exams: _____ X \$35.00 = \$ _____

Total Amount Due = \$ _____

Payment by ☐ check ☐ credit card

Credit Card # _____

Expiration Date _____

Cardholder Name _____

Cardholder address and postal code-if different from applicant _____

Cardholder email _____

Signature of cardholder: _____

You will receive a Confirmation Letter and Reference/Objective list within three business days by email.

You must have the confirmation letter to be admitted to the exam, along with PICTURE ID.

REGISTER ON-LINE at www.evtcc.org

Send to **EVT** Certification Commission, Inc. PO Box 894, Dundee, IL 60118 or **FAX: 847- 426-4076**

December 11, 2020 phone: 847-426-4075 email: evtcert@evtcc.org

FRIDAY OCT 6TH TEST FORM

EVT Certification Commission, Inc. Exam Registration / EVT Invoice

Have you ever registered for an EVT Certification exam before? Yes ☐ No ☐

XXX- XX - _____
Last 4 Digits of Social Security # _____ cell or home phone _____ Work Phone _____

Last Name _____ First Name _____ MI _____

Mailing Address _____

City _____ State _____ Zip or Postal Code _____

Email address: Confirmation will be emailed within 3 business days Date of Birth _____ - _____ - _____

Employer Name: _____ Sex: ☐ Male ☐ Female Education: _____ yrs

DATE OF EXAM: Friday, October 6, 2023 **21 Day Advance Registration Required**

TEST SITE# MILAN Lansing Center Lansing, MI To register online go to www.evtcc.org

Blacken the square for exam— **a maximum of 2 regular exams or 6 re-certification exams or a combo of 1 reg & 3 recerts may be taken.**

*Note: Re-certification exams are for technicians whose certification is expiring.

EVT Certification reserves the right to affirm to interested parties the areas in which a technician is EVT Certified.

Regular	Re-certification*	
\$60.00	\$35.00	<u>Fire Apparatus Exams</u>
F1 <input type="checkbox"/>	<input type="checkbox"/>	F-1 Maintenance, Inspection, & Testing
F2 <input type="checkbox"/>	<input type="checkbox"/>	F-2 Design & Performance
F3 <input type="checkbox"/>	<input type="checkbox"/>	F-3 Fire Pumps & Accessories
F4 <input type="checkbox"/>	<input type="checkbox"/>	F-4 Electrical Systems
FA4 <input type="checkbox"/>	<input type="checkbox"/>	FA-4 Advanced Electrical Systems to certify in FA-4 you must certify in F4 or E2
F5 <input type="checkbox"/>	<input type="checkbox"/>	F-5 Aerial Fire Apparatus
F6 <input type="checkbox"/>	<input type="checkbox"/>	F-6 Allison Automatic Transmission
F7 <input type="checkbox"/>	<input type="checkbox"/>	F-7 Foam Systems
F8 <input type="checkbox"/>	<input type="checkbox"/>	F-8 Hydraulic Systems
GL <input type="checkbox"/>	<input type="checkbox"/>	GL Ground Ladder Testing
DO1 <input type="checkbox"/>	<input type="checkbox"/>	DO1 Driver Operator Inspection
		<u>Ambulance Exams</u>
E0 <input type="checkbox"/>	<input type="checkbox"/>	E-0 Maintenance, Inspection & Testing
E1 <input type="checkbox"/>	<input type="checkbox"/>	E-1 Design & Performance
E2 <input type="checkbox"/>	<input type="checkbox"/>	E-2 Electrical Systems
E3 <input type="checkbox"/>	<input type="checkbox"/>	E-3 HVAC
E4 <input type="checkbox"/>	<input type="checkbox"/>	E-4 Cab, Chassis & Powertrain
		<u>Airport Rescue & Firefighting Vehicle Exams</u>
A1 <input type="checkbox"/>	<input type="checkbox"/>	A-1 Design & Performance
A2 <input type="checkbox"/>	<input type="checkbox"/>	A-2 Chassis & Components
A3 <input type="checkbox"/>	<input type="checkbox"/>	A-3 Extinguishment Systems
L1 <input type="checkbox"/>	<input type="checkbox"/>	L-1 Law Enforcement Vehicle Installation
M1 <input type="checkbox"/>	<input type="checkbox"/>	M-1 Management Level I Supervisor
M2 <input type="checkbox"/>	<input type="checkbox"/>	M-2 Management Level II Supervisor to certify in M-2 you must certify in M1

Fees: _____ Number of: _____
Regular exams: _____ X \$60.00 = \$ _____

Re-certification exams: _____ X \$35.00 = \$ _____

Total Amount Due = \$ _____

Payment by ☐ check ☐ credit card

Credit Card # _____

Expiration Date _____

Cardholder Name _____

Cardholder address and postal code-if different from applicant _____

Cardholder email _____

Signature of cardholder: _____

You will receive a Confirmation Letter and Reference/Objective list within three business days by email.

You must have the confirmation letter to be admitted to the exam, along with PICTURE ID.

REGISTER ON-LINE at www.evtcc.org

Send to **EVT** Certification Commission, Inc. PO Box 894, Dundee, IL 60118 or **FAX: 847- 426-4076**

December 11, 2020 phone: 847-426-4075 email: evtcert@evtcc.org

FTTC@revfiregroup.com
spartaner.com/FTTC2023

Phone: 517.588.4700 Fax: 517.588.4724
After Market Product Support: 800.867.6478

